

My name is \_\_\_\_\_



An EQFI Research Initiative

© 2015 **Education Quality Foundation of India**

All rights reserved. No part of this publication may be reproduced, stored in a retrieval system, or transmitted in any form or by any means (electronic, mechanical, photocopying, recording or otherwise) without the prior permission in writing from both the copyright owner and the publisher. Any breach will entail legal action and prosecution without notice.

Printed in India at

and published by **KB Educational Services P Ltd., 150A, Shahpur Jat, New Delhi - 110049**



# NAMING AND COLOURING

**Skill Area** : I Am Ready

**Date** :

**Instructions** : Identify the girl and colour her.





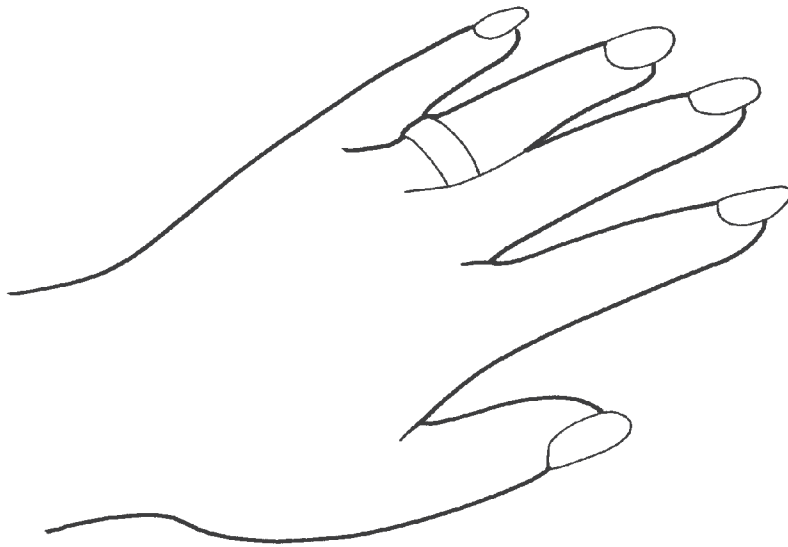


# NAMING AND COLOURING


**Skill Area** : I Am Ready

**Date** :

**Instructions** : Identify the hand and colour it.





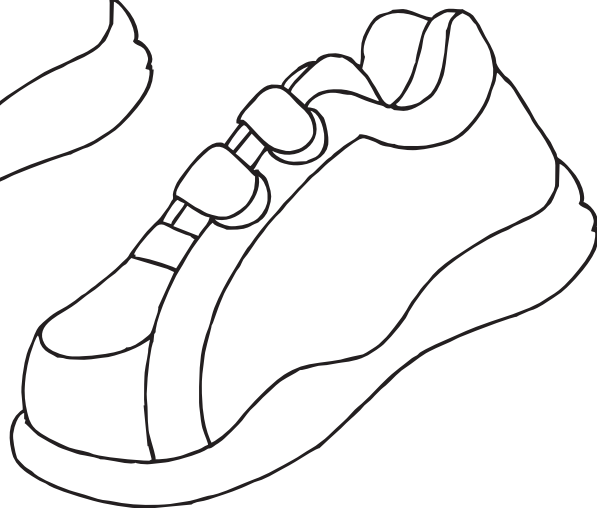



# NAMING AND COLOURING

**Skill Area** : I Am Ready

**Date** :

**Instructions** : Identify the mittens and colour them.







# PRETTY ME

**Skill Area** : I Can Do Wonders

**Date** :

**Instructions** : Paste your picture in the given photo frame. Write your name below it with a glitter pen.



**I AM** \_\_\_\_\_






# BIRTHDAY BASH

**Skill Area** : I Can Do Wonders

**Date** :

**Instructions** : How old are you? Cut the same number of candles using silver and golden paper. Paste them on the cake.





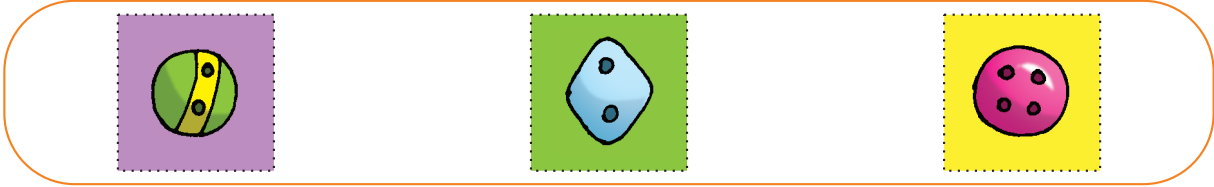


# MATCH !

**Skill Area** : I Am Ready

**Date** :

**Instructions** : Match and paste the buttons on the shirts.













# MATCH !

Skill Area : I Am Ready

Date :

Instructions : Match and paste the fruits on the trees.







# DRESS ME UP


**Skill Area** : I Can Do Wonders

**Date** :

**Instructions** : Cut out your clothes, hair and shoes from the next page and paste them on the body.

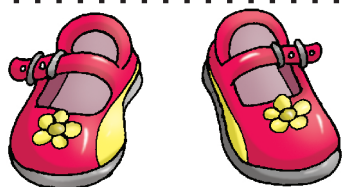








# CUTOUTS

**Instructions** : Cut out all the pictures along the dotted lines.









# SORTING

**Skill Area** : I Am Ready

**Date** :

**Instructions** : Colour the similar pictures.








# SORTING

**Skill Area** : I Am Ready

**Date** :

**Instructions** : Colour the similar pictures.








# PERFECT PICTURE

**Skill Area** : I Can Do Wonders

**Date** :

**Instructions** : Paste your family photograph in the frame. Decorate the frame using ribbons and sequins.

## MY FAMILY



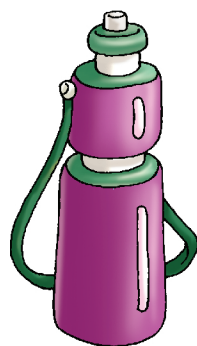
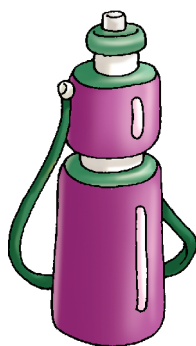





# CIRCLE THE ODD ONE OUT

**Skill Area** : I Listen I Know I Speak  
**Instructions** : Circle the odd picture in each row.

Date :








# CIRCLE THE ODD ONE OUT

**Skill Area** : I Listen I Know I Speak  
**Instructions** : Circle the odd picture in each row.

**Date** :













# EMOTIONAL BALLOONS


**Skill Area** : I Am Ready

**Date** :

**Instructions** : Cut out the similar pictures from the next page and paste them in the box to make pairs.











# CUTOUTS

**Instructions** : Cut out all the balloons along the dotted lines.









# TOP TO BOTTOM

**Skill Area** : I Listen I Know I Speak  
**Instructions** : Help the boy to reach the water.

**Date** :



# TOP TO BOTTOM

A large rectangular area with rounded corners, containing six vertical dashed lines. Each dashed line starts with a solid arrow pointing downwards at the top, indicating the direction of the stroke. The lines are spaced evenly across the width of the area.







# TOP TO BOTTOM

**Skill Area** : I Listen I Know I Speak

**Date** :

**Instructions** : Follow the rainwater till it reaches the flower.



# TOP TO BOTTOM










# TOP TO BOTTOM


**Skill Area** : I Listen I Know I Speak

**Date** :

**Instructions** : Help the monkeys to reach the bananas.



# TOP TO BOTTOM






# LOCATE MY PETS

**Skill Area** : I Listen I Know I Speak

**Date** :

**Instructions** : Colour the picture according to the colour code given below.







# CLASSY CLASSROOM


**Skill Area** : I Can Do Wonders

**Date** :

**Instructions** : Cut out the pictures from the next page and paste them to fill your classroom.

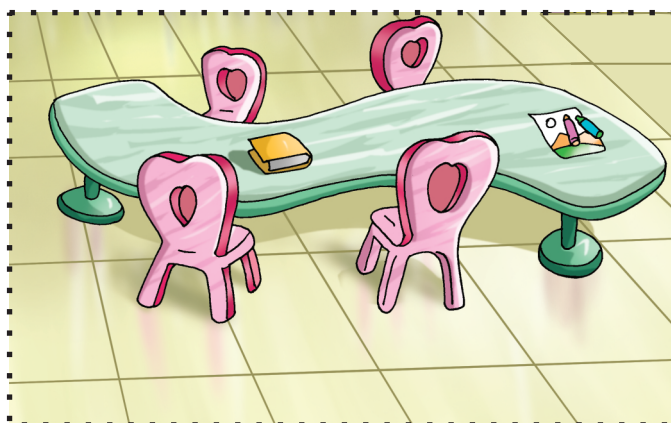








# CUTOUTS

**Instructions** : Cut out all the pictures along the dotted lines.






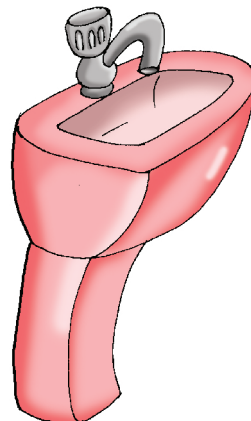



# WHERE DO I GO

**Skill Area** : I Can Do Wonders

**Date** :

**Instructions** : Draw a line to place the things in the correct rooms.







# PUZZLE TIME


**Skill Area** : I Can Do Wonders

**Date** :

**Instructions** : Cut the puzzle pieces from the next page and paste them below to complete the puzzle.









# CUTOUTS

**Instructions** : Cut out all the pictures along the dotted lines.







# COLLAGE

**Skill Area** : I Can Do Wonders

**Date** :

**Instructions** : Cut out and paste pictures of your favourite food, book, toy or game from magazines and newspapers to make a collage.

MY FAVOURITES









# TEACHER TEACHER

**Skill Area** : I Can Do Wonders

**Date** :

**Instructions** : Use ribbons to join the teacher with the activities that she does.







# SHOWER OF BLESSING

**Skill Area** : I Can Do Wonders

**Date** :

**Instructions** : Paste cotton on the clouds and golden paper on the sun.





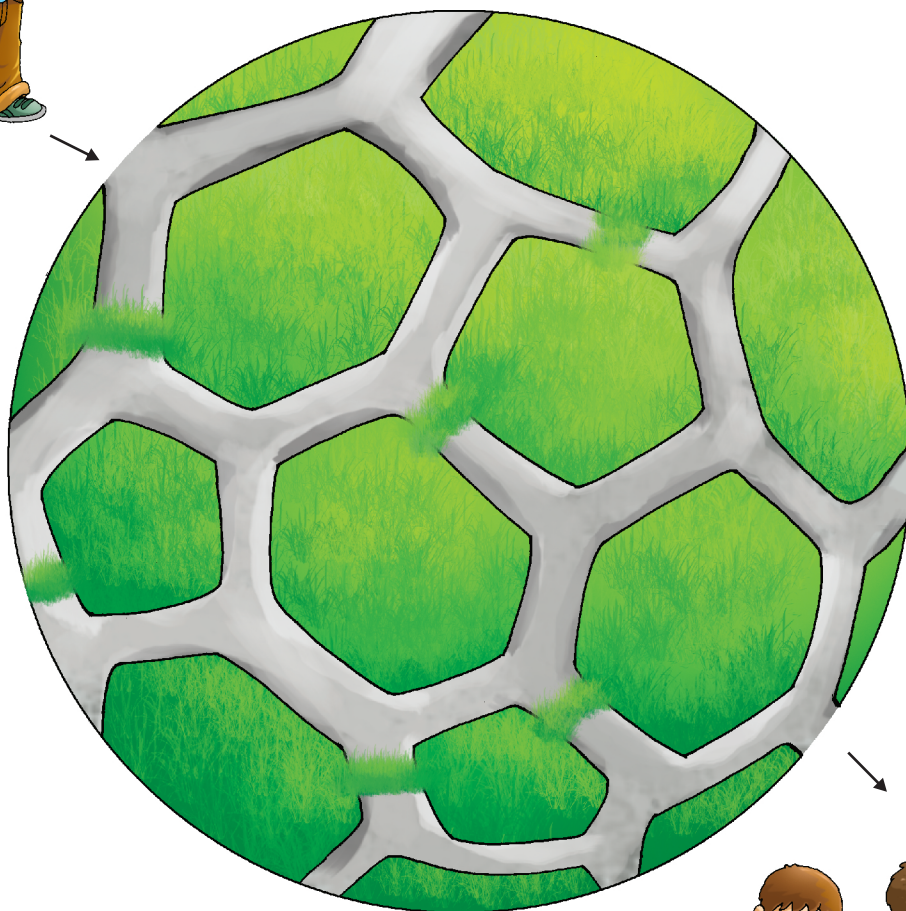


# MAZE GAME

**Skill Area** : I Can Do Wonders

**Date** :

**Instructions** : Help the boy to reach the playground to join his friends to play.






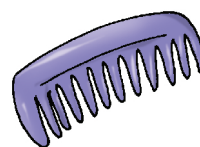


# FUN WITH RIBBONS

**Skill Area** : I Can Do Wonders

**Date** :

**Instructions** : Use a ribbon to match the things to the correct body parts.






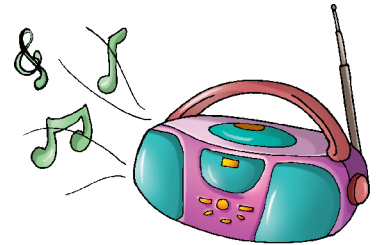


# TRACE ALONG

**Skill Area** : I Can Do Wonders

**Date** :

**Instructions** : Trace along the dotted lines to match the body parts with their functions.



# TRACE ALONG

.....

.....

.....

.....

.....



# TRACE ALONG

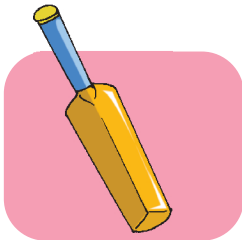
**Skill Area** : I Can Do Wonders

**Date** :

**Instructions** : Trace along the dotted lines and make pairs of objects.




.....



.....




.....



.....



.....



# TRACE ALONG

.....

.....

.....

.....

.....



# TRACE ALONG

**Skill Area** : I Can Do Wonders

**Date** :

**Instructions** : Trace the dotted lines and colour the cake.

